

**Kirklees Culture & Leisure Service
Allotments Survey 2008**

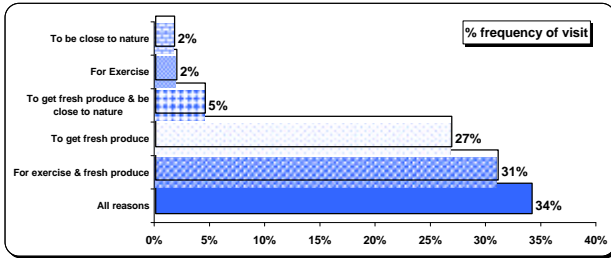
The total number of questionnaires return was **727**

85% (606) respondents answered that they **had been** allocated the Allotment site of their choice.

The following analysis is completed on Valid responses of those who answered the question

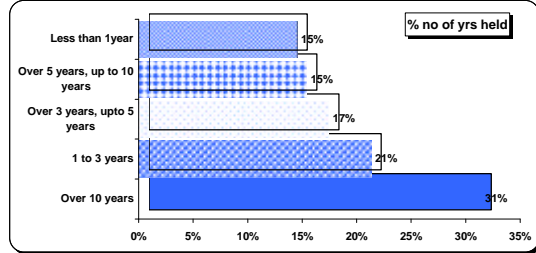
Why do you have an allotment ?

	%	No
All reasons	34%	245
For exercise & fresh produce	31%	223
To get fresh produce	27%	193
To get fresh produce & be close to nature	5%	32
For Exercise	2%	14
To be close to nature	2%	12



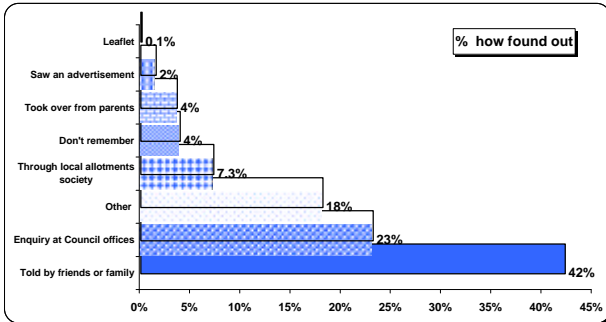
How many years have you had this Allotment ?

	%	No
Over 10 years	31%	228
1 to 3 years	21%	155
Over 3 years, upto 5 years	17%	126
Over 5 years, up to 10 years	15%	112
Less than 1 year	15%	105



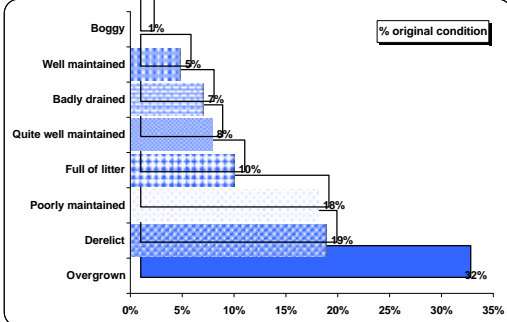
How did you find out about getting an Allotment?

	%	No
Told by friends or family	42%	303
Enquiry at Council offices	23%	166
Other	18%	130
Through local allotments society	7%	52
Don't remember	4%	28
Took over from parents	4%	26
Saw an advertisement	2%	11
Leaflet	0.1%	1



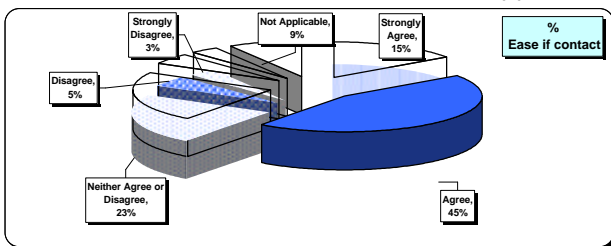
How would you describe the condition of your plot when you 1 (all that apply)

	%	No
Overgrown	32%	419
Derelict	19%	249
Poorly maintained	18%	239
Full of litter	10%	132
Quite well maintained	8%	104
Badly drained	7%	93
Well maintained	5%	64
Boggy	1%	17

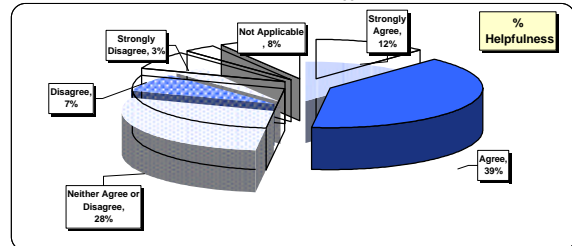


For each statement , indicate your level of agreement

Statement	%	No	
<i>It is easy to contact the Allotments Service</i>	Strongly Agree	15%	104
	Agree	45%	303
	Neither Agree or Disagree	23%	154
	Disagree	5%	33
	Strongly Disagree	3%	22
	Not Applicable	9%	59
		675	

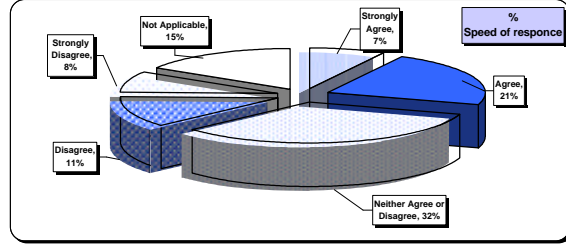
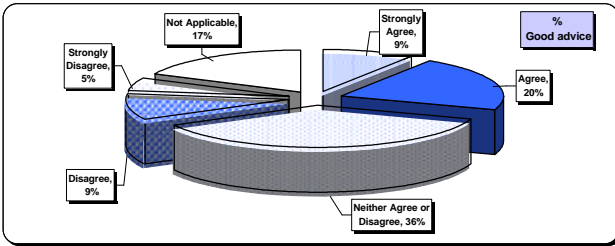


Statement	%	No	
<i>The Allotment Service is helpful</i>	Strongly Agree	12%	79
	Agree	39%	262
	Neither Agree or Disagree	28%	188
	Disagree	7%	49
	Strongly Disagree	3%	22
	Not Applicable	8%	57
		657	



<i>I receive good advice from the Allotment Service</i>	%	No
Strongly Agree	9%	59
Agree	20%	137
Neither Agree or Disagree	36%	241
Disagree	9%	64
Strongly Disagree	5%	32
Not Applicable	17%	116
		649

<i>The Allotment Service responds quickly to problems notified</i>	%	No
Strongly Agree	7%	49
Agree	21%	139
Neither Agree or Disagree	32%	215
Disagree	11%	76
Strongly Disagree	8%	54
Not Applicable	15%	102
		635



81% (575) respondents who answered the question **were** aware of the contact details of their Site Secretary 18% (131) **were not** aware..

80% (546) respondents who answered the question would prefer contact with a **Local Site Secretary**. 20%(137) would prefer contact with **Kirklees Allotments Service**.

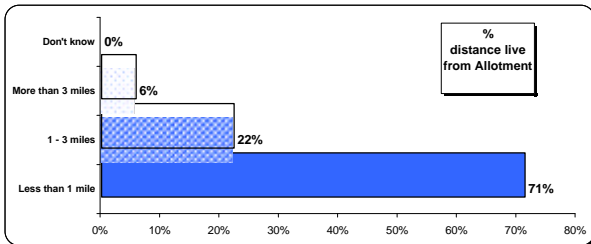
Only 20% (139) of respondents who answered the question **were** members of the Local Allotment Federation or Society. 80% (564) **were not**.

85% were members of **Huddersfield** Allotment Federation, 12% were members of **Dewsbury** Allotment Federation and 3% were members of **Both**.

36% (241) of respondents who answered the question **would be** interested in helping to form a Site Allotment Society , 33% (225) **didn't know** if they would be interested, 31% (210) **would not** be interested

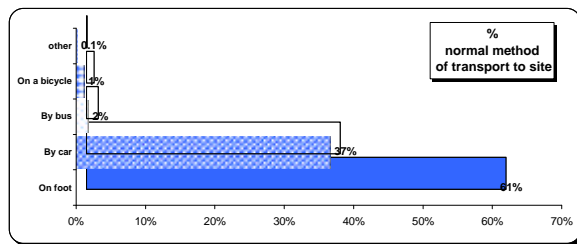
How far do you live from your allotment?

	%	No
Less than 1 mile	71%	516
1 - 3 miles	22%	161
More than 3 miles	6%	42
Don't know	0%	5



How do you normally travel to your Allotment

	%	No
On foot	61%	436
By car	37%	264
By bus	2%	12
On a bicycle	1%	8
other	0.1%	1



96% (686) respondents who answered the question found the **travel distance** to the site **acceptable**.

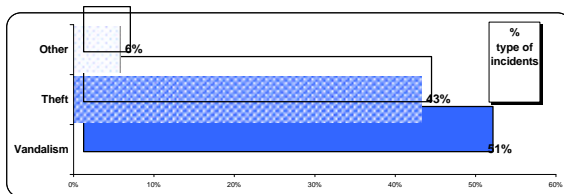
53% (365) respondents who answered the question found **car parking** at site **adequate**, 47% (318) found car parking **inadequate**.

73% (520) respondents who answered "Yes" to the allotment **being their closest** allotment, 18%(131) answered "No" with 9%(66) answering "Don't know"

73% (521) respondents who answered the question **felt "Very safe"** or **"Safe"** on their allotment site. 15% (110) had **"never thought about it"**, only 12% (88) felt **"Unsafe"**.

Have you had any incidents on you site relating to:

	%	No
Vandalism	51%	412
Theft	43%	350
Other	6%	47



As an Allotment holder, which of the following relates to your site:

Security of the site	%	No
Very good or good	31%	220
Fair	23%	158
Poor or Very poor	25%	177
Non existent	20%	141
Don't know	0%	3
		699

Water system	%	No
Very good or good	57%	397
Fair	23%	160
Poor or Very poor	15%	105
Non existent	7%	48
Don't know	0%	3
		713

Toilets	%	No
Very good or good	5%	37
Fair	1%	5
Poor or Very poor	2%	11
Non existent	92%	640
Don't know	1%	6
		699

Disposal of rubbish	%	No
Very good or good	15%	104
Fair	19%	136
Poor or Very poor	30%	213
Non existent	30%	211
Don't know	4%	25
		689

Tidiness	%	No
Very good or good	32%	225
Fair	34%	236
Poor or Very poor	26%	181
Non existent	3%	24
Don't know	0%	0
		666

Contact with Secretary	%	No
Very good or good	60%	416
Fair	16%	114
Poor or Very poor	7%	52
Non existent	10%	72
Don't know	5%	32
		686

Paths	%	No
Very good or good	36%	251
Fair	27%	192
Poor or Very poor	33%	234
Non existent	3%	20
Don't know	0%	3
		700

Community Hut	%	No
Very good or good	15%	103
Fair	8%	58
Poor or Very poor	11%	76
Non existent	60%	418
Don't know	4%	29
		684

Car Parking	%	No
Very good or good	29%	205
Fair	22%	156
Poor or Very poor	17%	121
Non existent	28%	193
Don't know	1%	10
		685

Availability of manure	%	No
Very good or good	22%	156
Fair	12%	86
Poor or Very poor	8%	58
Non existent	45%	314
Don't know	12%	86
		700

Respondents Profile

Based on those who answered the question

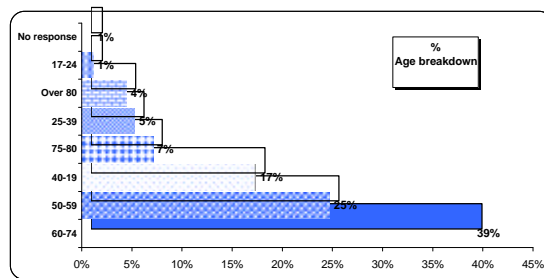
76% (548) of respondents were Male, 24% (173) were Female

Only 23% (160) of respondents "claimed concession, "74%(501) did not and 3% (20) did not wish to answer.

Only 10% (73) of respondents described themselves as "disabled", 86%(618) did not and 4%(25) did not wish to answer.

Age Profile

	%	No
60-74	39%	281
50-59	25%	178
40-19	17%	125
75-80	7%	51
25-39	5%	38
Over 80	4%	32
17-24	1%	8
No response	1%	8



Ethnic Origin

	%	No
British / Irish	92%	648
African / Caribbean	4%	25
Pakistani	3%	21
Indian	1%	5
Mixed Asian / Black	0%	2
Chinese	0.3%	2

