

# our new council

Early Intervention & Prevention (EIP)

Early Help Consultation

Children's Trust Board

22<sup>nd</sup> September 2016



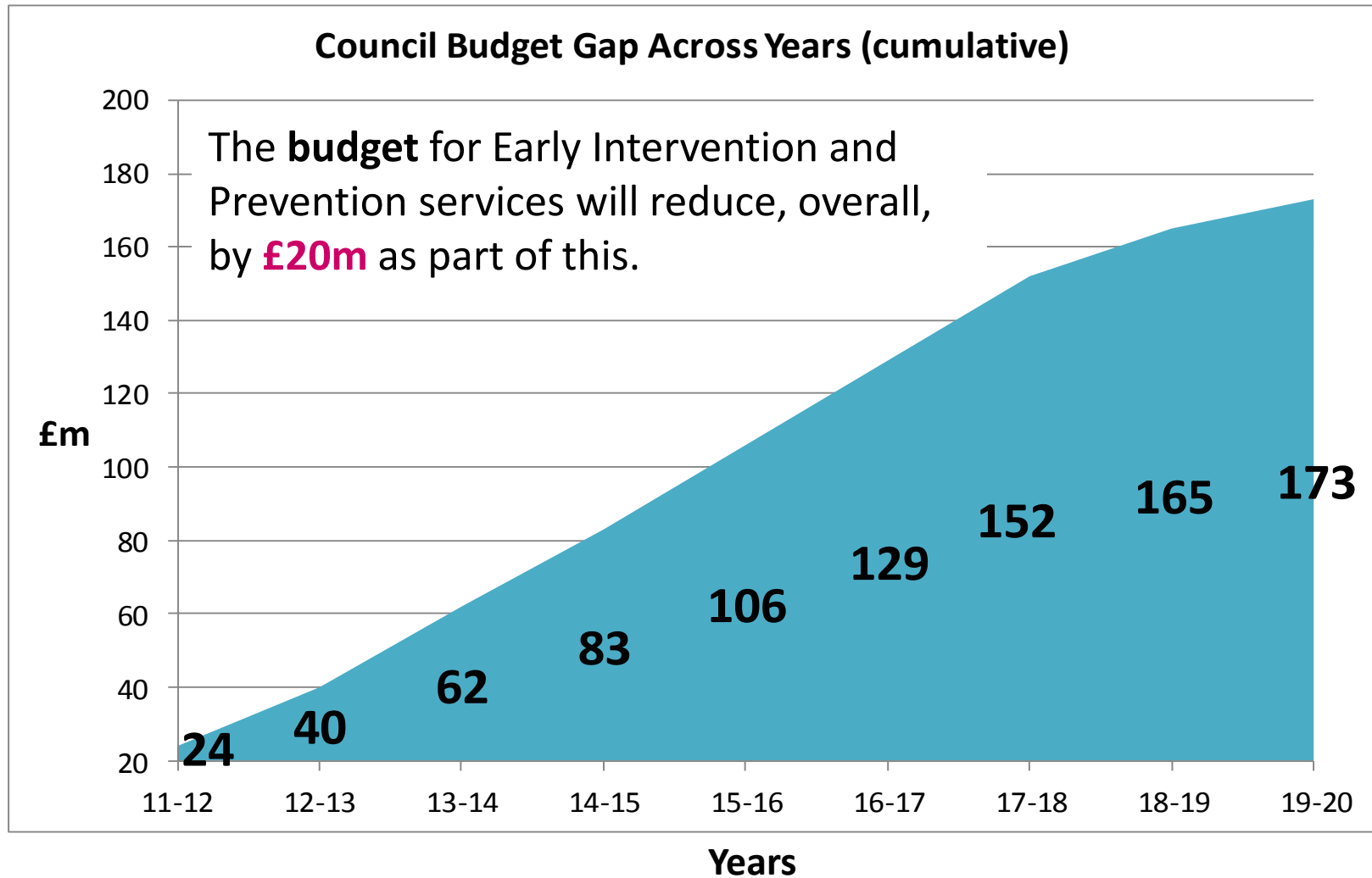
# Introduction

The purpose of today's session is to:

- Reflect on findings from Part One of our Engagement process.
- Share more detail about the proposed model for early help provision across Kirklees.
- Discuss how we could work with you to deliver the model and how you can respond to the consultation.



# The budget challenge



The **vision** for Early Intervention and Prevention is to work across the Council with partners and communities to support people and families to plan ahead, stay well and get support when they need it. Working together to keep people safe and help people in the most appropriate way with the resources we have available.



# How is Early Help changing?

1

**Vision** for Early Intervention and Prevention

4

**Areas:** With a Central 'Hub' site and provision based on understanding of need

3

**Levels of support:** Community Plus, Targeted and Complex

1

**Key worker:** Reducing duplication and improving outcomes



# Our target outcomes

- 1 Families and communities are able to take control over their lives and be as independent and resilient as possible
- 2 People find it easy to get the right kind of support information and advice when they need it
- 3 Families have stable and strong relationships
- 4 Children and young people remain safely living with their family until they make a positive transition to adulthood
- 5 People are working or have made progress towards finding meaningful employment, maintain a family & social life and contribute to their community
- 6 People are financially resilient
- 7 Disabled people have the opportunity to live their life the way they want to
- 8 Carers are able to balance their caring role and maintain desired quality of life



# Our target outcomes for children young people and their families

- 1 Children remain safely living with their family
- 2 Family members are not involved in crime or anti-social behaviour
- 3 Children & young people have access to and attend suitable full time education
- 4 Family is free from domestic abuse or the abuse has significantly reduced in severity and frequency
- 5 All family members have considered their health needs and taken steps to access the help they need
- 6 Children, young people and adults and their carers find it easy to get the right kind of help when they need it
- 7 Adults and young people in the family are working or have made progress towards finding work



# Part 1 Engagement

## The engagement period focused on:

The over arching model for early help;

- the vision for EIP
- the principle of designing services around four areas - including Central 'Hub' sites and delivery sites
- the layers of support (community plus, targeted, complex).

We received **216** responses in total, **150** online and **66** on paper.

We spoke to **63** partner organisations, many councillors and commissioned organisations about the changes.





# Who responded?

- **82%** of respondents were women
- **79%** were aged 30-59
- **75%** of respondents were White British, 13% Asian were Asian and the remainder a mix of different ethnic groups
- **50%** were current users of Children's Centres
- **68%** were working at least 16 hours a week
- **25%** were unpaid adult carers
- **20%** had some limitations in completing day to day activities due to health problems
- **40%** were local residents and **34%** were Council employees.



# What we are now consulting on:

We are now consulting with users, residents and partners about:

- The provision that will be available in the four local areas
- How this provision will support people at the three levels of the early help offer: Community Plus, Targeted and Complex
- The resulting impact on existing provision, including existing facilities like children's centres and youth centres.



# The new approach includes:



Investing **£1million** a year in developing community activities in partnership with public, private and voluntary sector partners.



Training a large team of **key workers**, who are able to work with families across a wide range of issues and co-ordinate the support they receive from other agencies.



Developing **four new** Central 'Hub' Sites in **Huddersfield, Dewsbury, Batley and Slaithwaite/Homfirth(TBC)**, which bring together joined-up services for children and adults.



Developing **four** early help areas – **Batley & Spen, Dewsbury & Mirfield, Huddersfield and Kirklees Rural**



There will also be **17 delivery sites** across the district, located in the areas of highest need and will be targeted at children, young people and families who need extra support, or have complex needs.



# How did we decide on where to locate sites?

We have taken an evidence based approach, looking at:

## The **level of need** in each Children's Centre catchment, including:

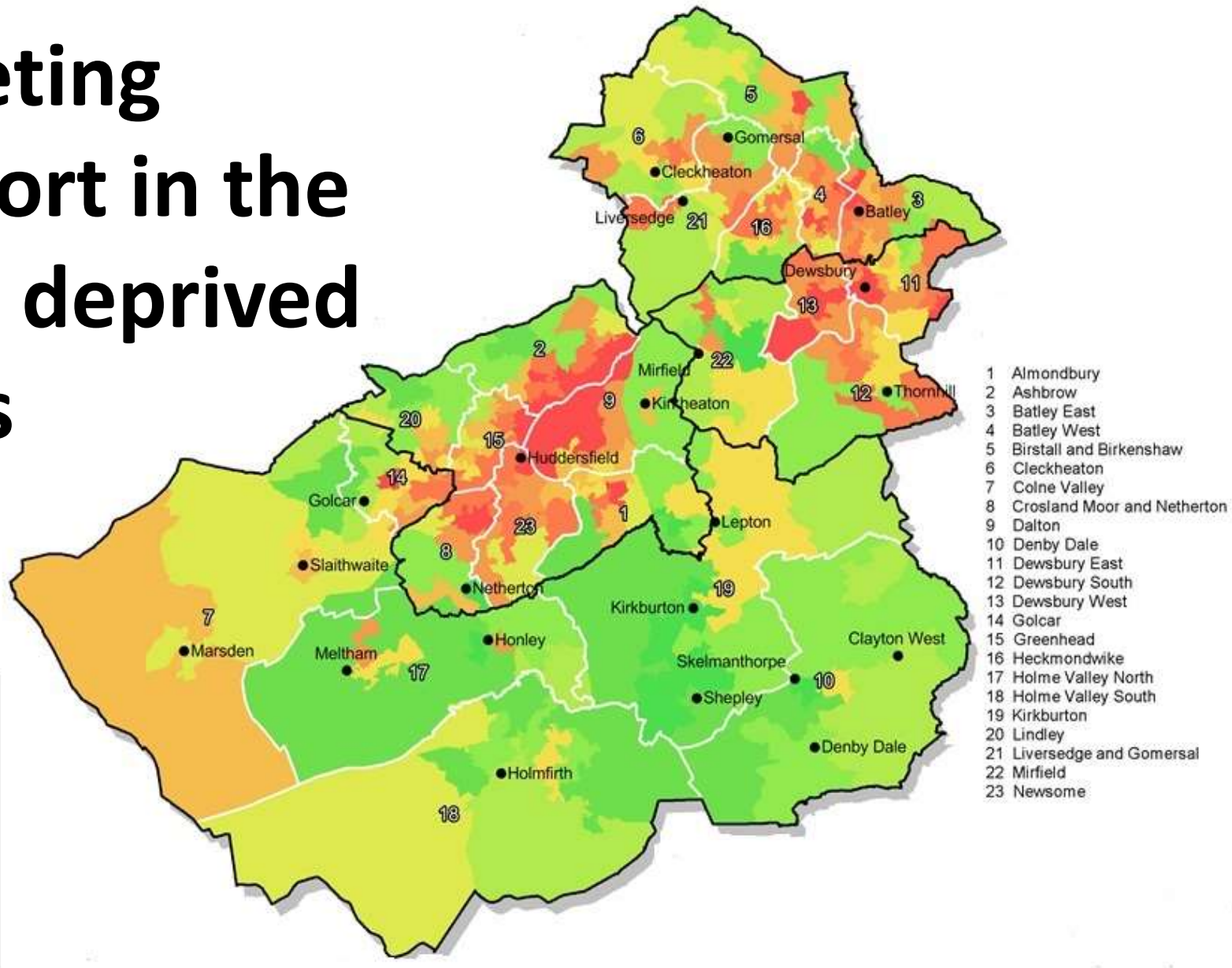
- % of children living in the most deprived lower super output areas (LSOA)
- Mean gross household income
- % of children aged 0-18 in out of work families
- Proportion of families eligible for the stronger families cohort
- The number of looked after children for whom the catchment is their home postcode
- Numbers of children in the Integrated Youth Service Support cohort for 2015.

## **Usage levels** of existing sites, including:

- Proportion of children receiving children's centre support
- Proportion of children receiving 1:1 family support
- Children attending or parents/carers of children attending group work activities



# Targeting support in the most deprived areas



# Current Children Centre's and Youth Centre's are redefined to include:

**4 Central 'hub' sites** (in each of the early help areas) - centrally located where possible, (TBC)

**4 Designated Children Centre buildings** - 1 in each of the 4 areas. This will be the only Children Centre registered with a unique reference number in accordance with Ofsted / DFE regulations

**17 Delivery Sites** including the four designated children centres (spread across the 4 areas) These are Council buildings used as part of the delivery of the Early Help Offer. Delivery may also take place from other community venues (not specified here) and utilise a mobile option (specified below).

**19 buildings for alternative use** (specified below)

4 of these buildings have been identified as being needed to support additional school places in priority areas;

Heckmondwike Children's Centre– John Curwen Primary Academy

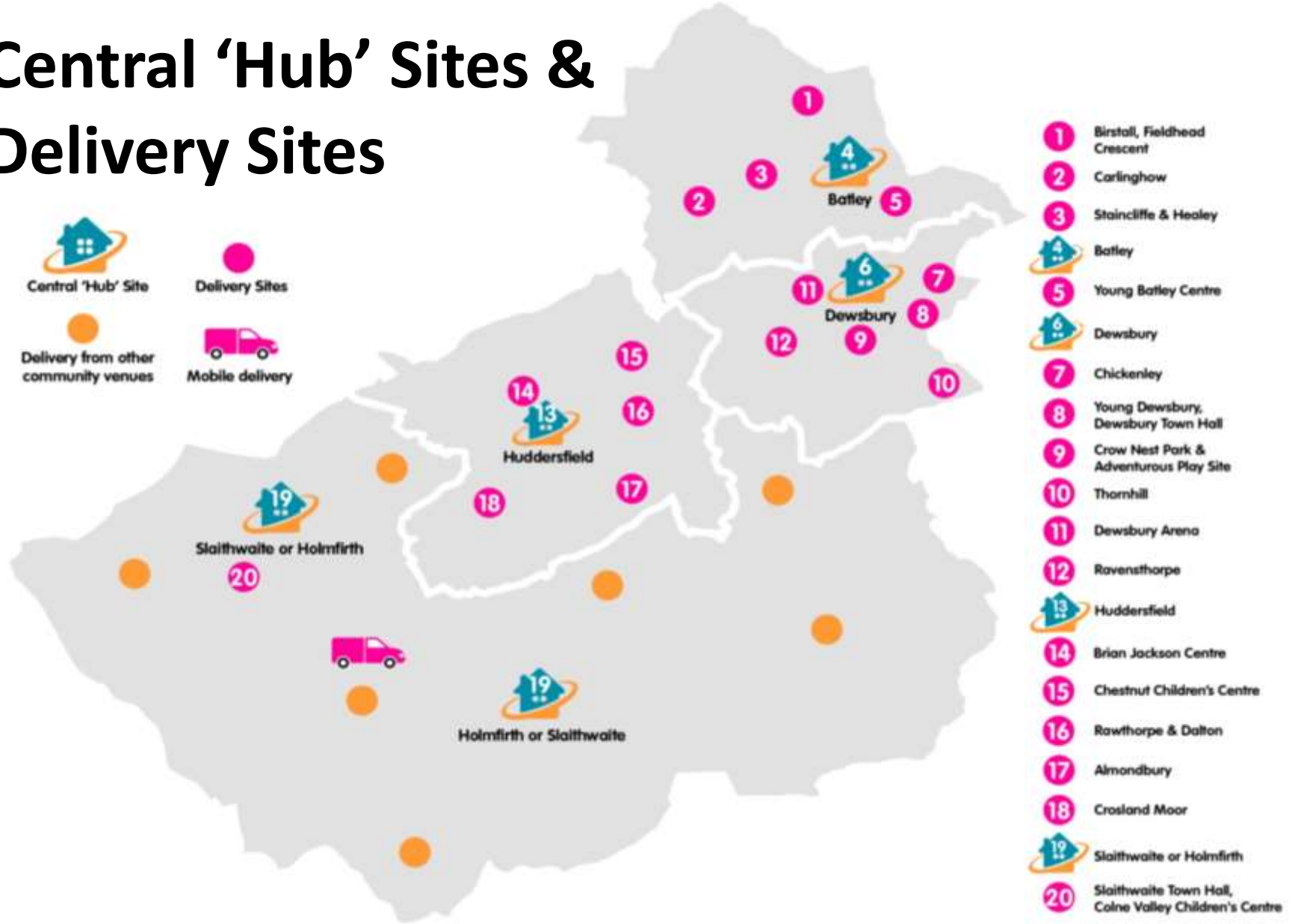
Dewsbury Moor Children's Centre – Heckmondwike road

Thornhill Lees Community and Children's Centre

Birkby Children's Centre



# Central 'Hub' Sites & Delivery Sites



# Batley & Spen:

The Batley, Spen and Birstall area has high levels of need, some of which is spread across larger areas and some of which is concentrated within pockets in areas of less need. From data analysis and local knowledge, the areas highlighted as having the most need are within the Fieldhead, Birstall area; Healey, Batley; and Carlinghow.



## Central 'Hub' Site:

- **Central Batley** – exact location TBC, but easily accessible from across the area.

## Delivery sites:

- **Birstall - Fieldhead Crescent** (designated Children's Centre)
- **Staincliffe and Healey** - Chestnut Avenue
- **Carlinghow** – Ealand Road
- **Young Batley Centre** -Thomas Street





# Dewsbury & Mirfield:

There are high levels of need concentrated in the Dewsbury East and West areas, with smaller pockets of high need in Dewsbury South and Mirfield. It is proposed to retain a central hub site linked with three strategically located delivery sites in the areas of highest need across the area.



## Central 'Hub' Site:

- **Central Dewsbury** – exact location TBC, but easily accessible from across the area.

## Delivery sites:

- **Chickenley** - Princess Road (designated Children's Centre)
- **Dewsbury Arena**
- **Young Dewsbury** – Dewsbury Town Hall
- **Crows Nest Park Centre & Adventurous Play Site**
- **Ravensthorpe** - The Greenwood Centre
- **Thornhill** - Edge Top Road



# Huddersfield:

Areas of highest need: Almondbury, Lowerhouses, Riddings, Paddock, Leeds Road, Walpole and Thornton Lodge, Beech estate, Cowlersley, Rawthorpe and Dalton areas  
We propose to place one main hub with five linked sites in the areas of high need across the area.



## Central 'Hub' Site:

- **Huddersfield** – exact location TBC, but easily accessible from across the area.

## Delivery sites:

- **Chestnut Children's Centre** (designated Children's Centre)
- **Almondbury** - Farfield Road
- **Brian Jackson Centre** – The Basement Young People and Childrens Space
- **Crosland Moor** - Dryclough Road
- **Rawthorpe and Dalton** – Ridgeway, Dalton



# Colne and Holme Valleys, Denby Dale and Kirkburton:

Although analysis of the available data does not indicate high levels of need across this area, there are small pockets of higher need dispersed across a larger geographical area. It is proposed that there is a single central site to cover this area.



## Central 'Hub' Site:

- **Slaithwaite or Holmfirth** - exact location TBC, but easily accessible from across the area.

## Delivery site:

- **Slaithwaite** - Colne Valley Children's Centre

## Mobile delivery:

- Targeted areas



# Other changes: Children Centres

We plan to change the way we organise our Children's Centres so that resources are focused only on the children and families in greatest need of support. These changes will help us to ensure that the most vulnerable people are provided with the help and support that they need, at the same time as helping us to reduce the overall cost of the service.

- The Council will **no longer directly deliver open access sessions at the 4 designated Children Centres within the each Early Help area**. The existing Children Centre workforce will no longer be available to provide low level one to one support to families.
- **Support will be targeted at those with multiple problems** and those who need support to stop their problems from getting worse.
- We understand that each area is different so services will be different in each area to make sure that each Early Help area provides what is really needed to families locally.
- This means that **services and support could be delivered from clinics, pre-school settings, schools, and a variety of community facilities**.



# Other changes: Youth Provision

- the council **won't deliver a range of open access youth activities but will support community groups and other agencies to do so instead.** This will unlock potential in local areas and aims to reduce dependency.
- Support might come in the form of advice and information or signposting by schools and health care practitioners for example. Where there are gaps in partners being able to provide this additional support, the council will invest in building the right kind of community capacity where it doesn't already exist. This might be;
- supporting volunteers
- bringing people together who can support each other, for example peer support groups
- advice and support to local groups to improve accessibility to people with more needs
- Providing short term small grants to community groups to help them develop capacity.



# Other changes: Parenting support

- The aim of our Early Help offer is to support families much earlier, so they do not require the support of a social worker
- We will work together to target the most vulnerable people
- **The Council will review and develop a suite of accessible, relevant parenting programmes**
- **The new parenting programmes offer will support families to be more resilient** so they can cope with challenges and become more independent families
- We will **reduce the number of programmes** to provide the right courses for the right families at the right time.



# What happens to existing sites that are not part of the new model?

- Through these proposals, there are a number of existing delivery sites that will not be utilised by the Council going forward.
- The Council will explore how partners may wish to support the delivery of the Children's Centre offer in those buildings that are currently designated children's centres.
- It is feasible that other community activities will be delivered from these sites.
- Each expression of interest from partners will be looked at on a case by case basis and in line with the Council's asset disposal processes, ensuring existing or future needs in securing sufficient learning places are considered.



# 19 Buildings proposed for alternative use

## Batley & Spen

- Batley East - Field Lane Junior Infant and Nursery School,
- Gomersal - Shirley Avenue, Gomersal,
- Cleckheaton Children's centre

## Dewsbury & Mirfield

- Flatts and Eastborough - 25-27, Westgate,
- Mirfield - 14, Taylor Hall Lane, Mirfield
- Savile Town - Pentland Road, Savile Town, Dewsbury

## Huddersfield

- Paddock Young People's Centre
- Lowerhouses Children Centre
- Lowerhouses Lounge
- Newsome Children Centre

## The Valley's

- Netherton Community Centre
- Grange Moor- Liley Lane Grange Moor Huddersfield
- Golcar/ Lindley - Beech Avenue Golcar Huddersfield
- Skelmanthorpe Youth and Community Centre – Skelmanthorpe
- Meltham Moor (Valleys north)



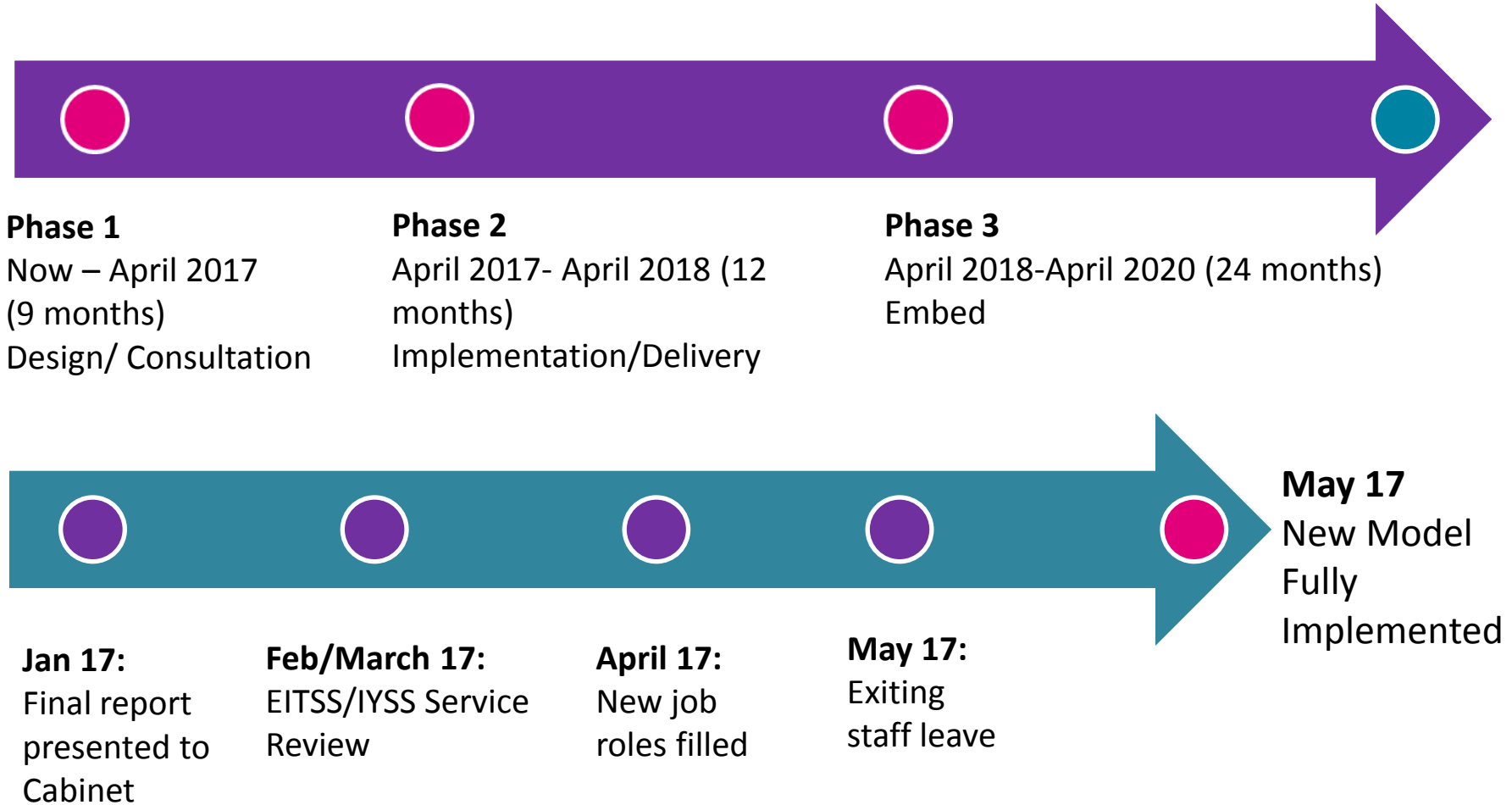


# Timescales for consultation

Action	Date Complete
Formal consultation to commence with service users, parents and carers	27 <sup>th</sup> September 2016
Formal consultation closes with service users, parents and carers	22 <sup>nd</sup> November 2016
Present findings and final report to Cabinet	10 <sup>th</sup> January 2017



# Timescales for implementation



# How to give your feedback:



**Online** @ [www.kirkleestalk.org](http://www.kirkleestalk.org)



**On paper** at children's centres, youth centres, libraries and customer service centres



**In person** at face to face events for local people, councillors, advisory boards and partners.

