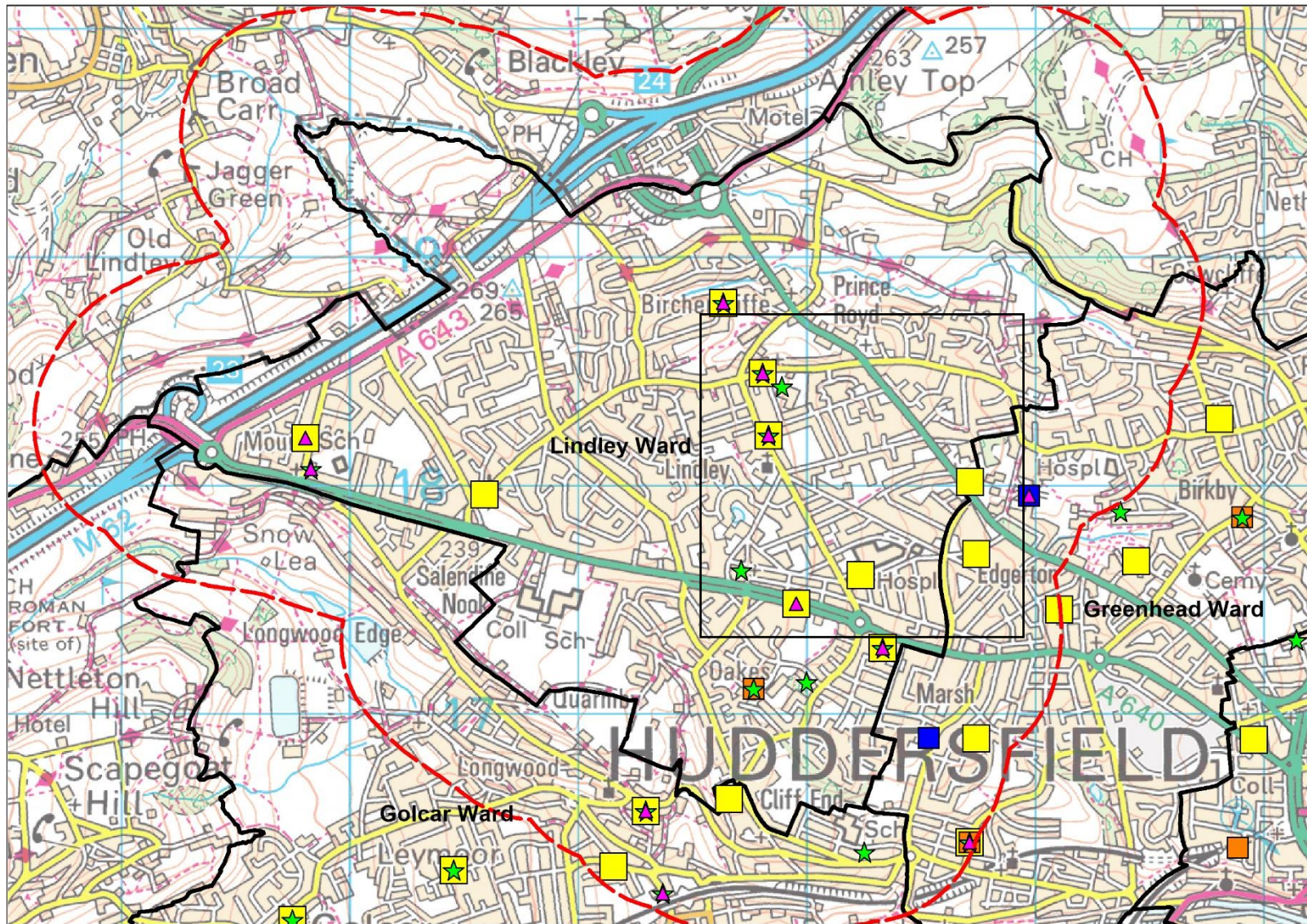


Lindley Ward Profile



Childcare Sufficiency Team

2023 Childcare Sufficiency Assessment

Childcare data as at 31/08/2023

File name CSA2023.wor

© Crown Copyright and Database right 2023. Ordnance Survey 100019241

KEY

- Full daycare, extended pre-schools & playgroups
- Holiday schemes
- Nursery unit of independent school
- Out of school clubs
- Schools/Academies with nursery classes
- Kirklees_Wards
- 0.5km buffer

There are 13 childminders in the ward (Not displayed)

Number of providers and childcare places

Under 5's	No. of providers	Quality - good or above	Age group	Maximum Capacity Ofsted Registration	Operating Capacity Summer 2023 (FTE)	Full Time Equivalent Vacancies (Summer 2023)	Number of children per place based on operating capacity
Group based - full daycare	5	100%	Under 2's	69	49	17	2.91
			2 to 5	209	173	48	
Group based - extended pre-schools & playgroups	4	67%	2-5's	151	137	16	
Childminder	13	100%	Under 5's	39	32	5	
School nurseries	1	100%	3 to 5's	39	39	2	
Independent school nurseries	0		3 to 5's	0	0	0	
	23			507	430	87	

Over 5's	No. of providers	Quality - good or above	Age group	Maximum Capacity Ofsted Registration	Vacancies	Number of children per place (excludes holiday schemes)
Childminder	13	100%	5-8's	38	5	6.00
Out of school (PVI)	6		4+	211	28	
Out of school (Maintained & academies)	3		4+	68	Not collected	
Holiday schemes (PVI)	7		4+	247	15	
Holiday schemes (Maintained & academies)	0		4+	0	Not collected	
	29			564	48	

Notes

Group based-full day = day nurseries. Group based-part day = extended pre-schools and playgroups (sessional term time only providers).

Maximum capacity is the maximum number of Ofsted registered places.

Operating capacity is the number of places offered in Summer 2023. Vacancies shown are from Summer 2023.

One full time vacancy is equal to 30 hours.

Some independent school nurseries are registered and inspected with the Independent Schools Inspectorate which inspect under a different framework and therefore inspection grades are not shown.

Inspection outcomes for out of school clubs and holiday schemes are graded 'met' or 'not met' and are therefore not shown.

The maximum Ofsted registration for school nurseries has been converted from part-time to full time equivalent places

Under 5's Children per place is calculated using the 0-4 population GP data, May 2023.

Over 5's children per place is calculated using 5-11 population data, May 2023.

PVI is Private, Voluntary, Independent sector

Average childcare costs (PVI only)

Provider type	Charge	Ward	Kirklees	Difference from Kirklees average
Group based - day nurseries	Daily	£57.00	£53.44	£3.56
Group based - extended pre-schools and playgroups	3-hour session	£0.00	£13.40	N/A
Childminders	Hourly	£5.33	£4.88	£0.45
Out of school (rate for a before and after school session)	Daily	£16.58	£18.19	-£1.61
Holiday scheme	Daily	£30.42	£29.93	£0.49

The average prices shown for group based (Extended pre-schools and playgroups) may not be a true reflection due to the low number of rates received (23 out of 63 across Kirklees).

Free Early Education and Care Take-up

		Autumn 2021		Spring 2022		Summer 2022		Autumn 2022		Spring 2023		Summer 2023	
		Ward	Kirklees	Ward	Kirklees	Ward	Kirklees	Ward	Kirklees	Ward	Kirklees	Ward	Kirklees
2-year-olds	No. not taking up a place	4	379	7	413	4	539	8	351	6	328	8	333
	% take-up	90%	78%	85%	76%	89%	80%	79%	81%	82%	81%	79%	80%
3-year-olds	No. not taking up a place	-3	234	14	265	15	275	8	1	15	99	11	132
	% take-up	100%	95%	94%	95%	94%	95%	97%	98%	97%	98%	95%	97%
4-year-olds	No. not taking up a place	NA	NA	-3	59	-6	-10	NA	NA	4	-13	1	-92
	% take-up	NA	NA	100%	97%	100%	100%	NA	NA	96%	98%	99%	99%

Notes

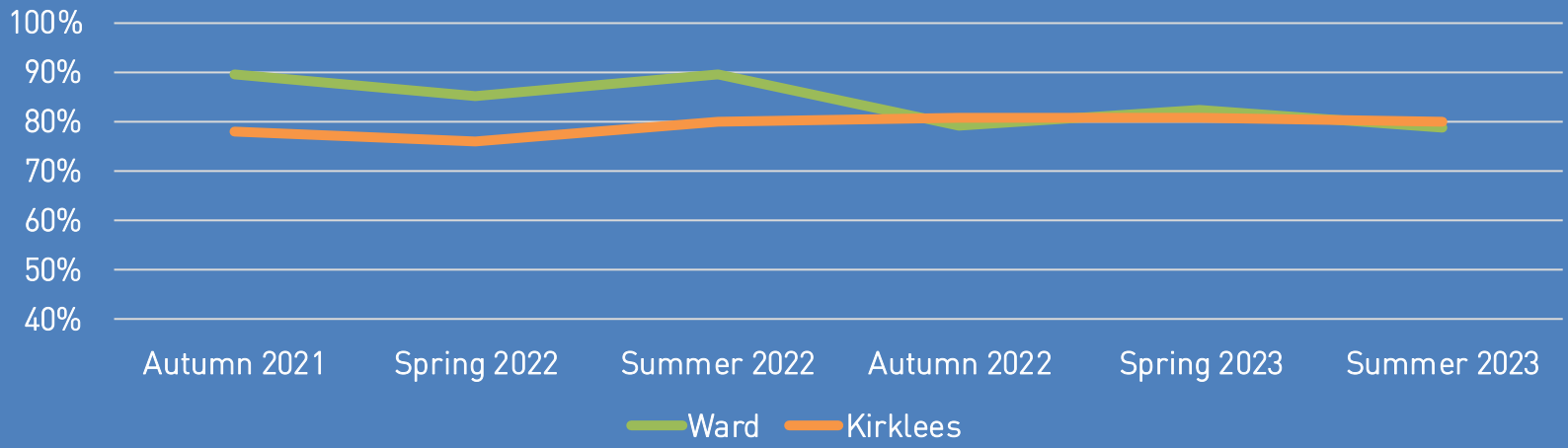
4-year-olds move to reception class in the Autumn term

The number of eligible 2-year-old children does not include Looked After Children.

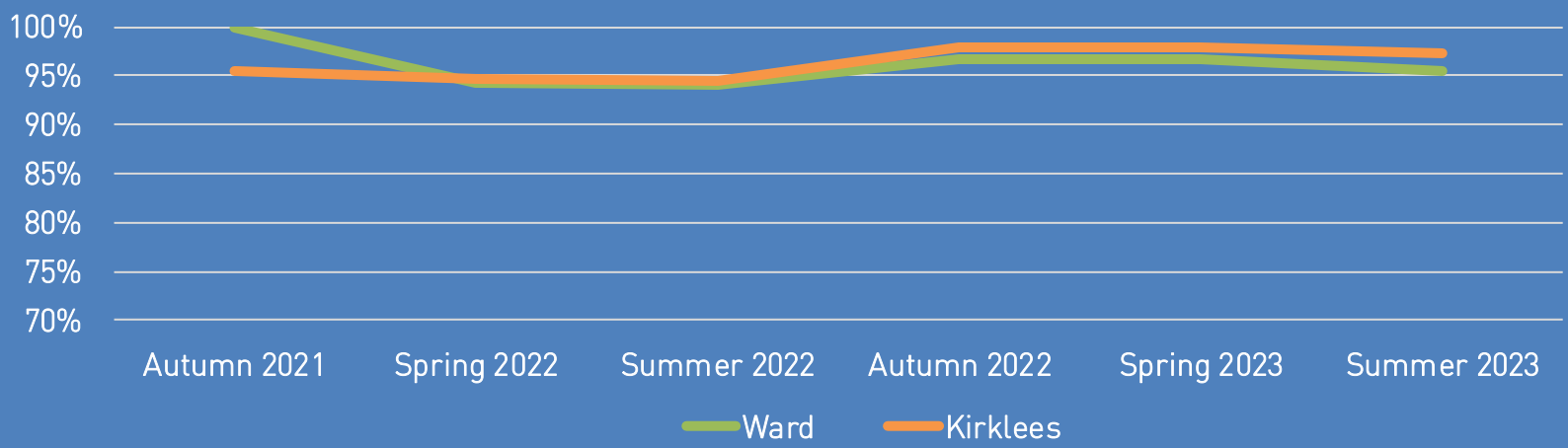
The overall Kirklees take-up percentage has been adjusted to include all 2-year-old children who have accessed the free entitlement in Kirklees.

A negative figure represents children accessing a place outside their ward of residence.

% 2-Year Old Take-up

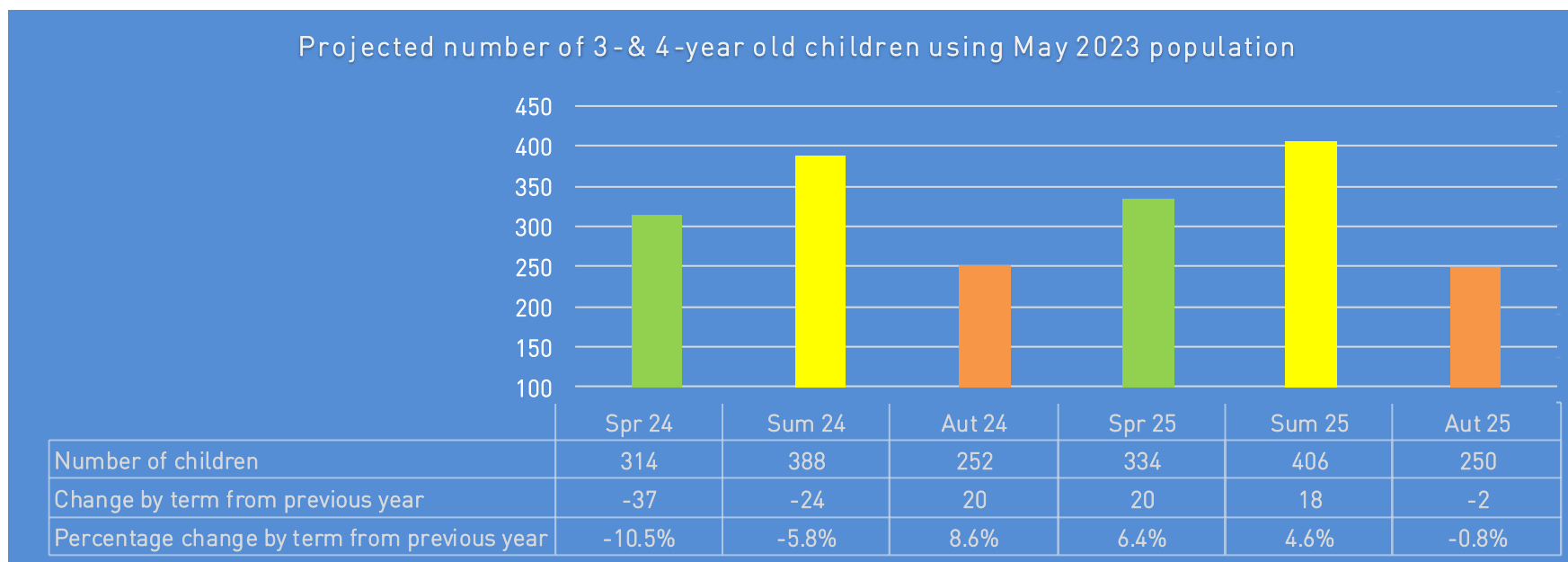


% 3-Year Old Take-up



Projected Number of Three-and Four-Year-Old Children eligible to early learning

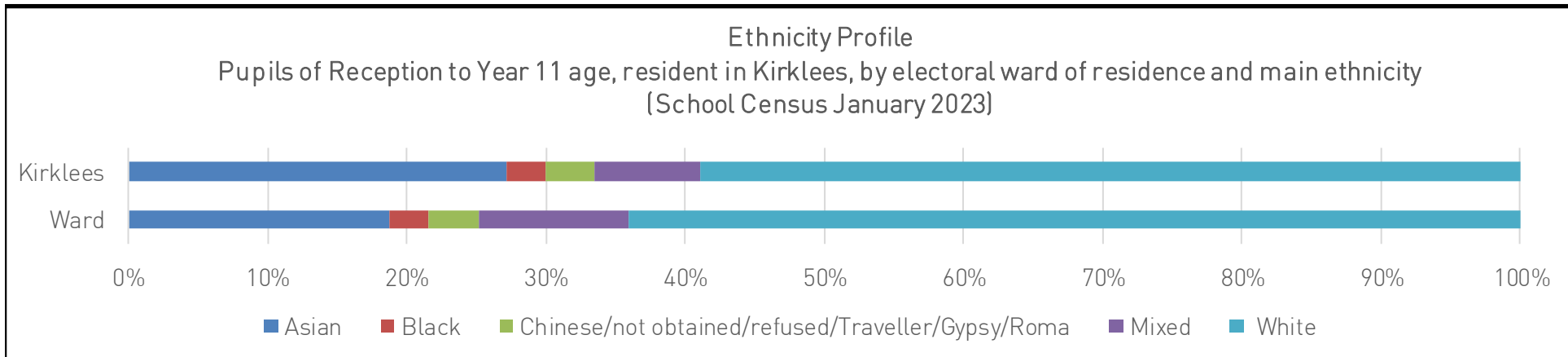
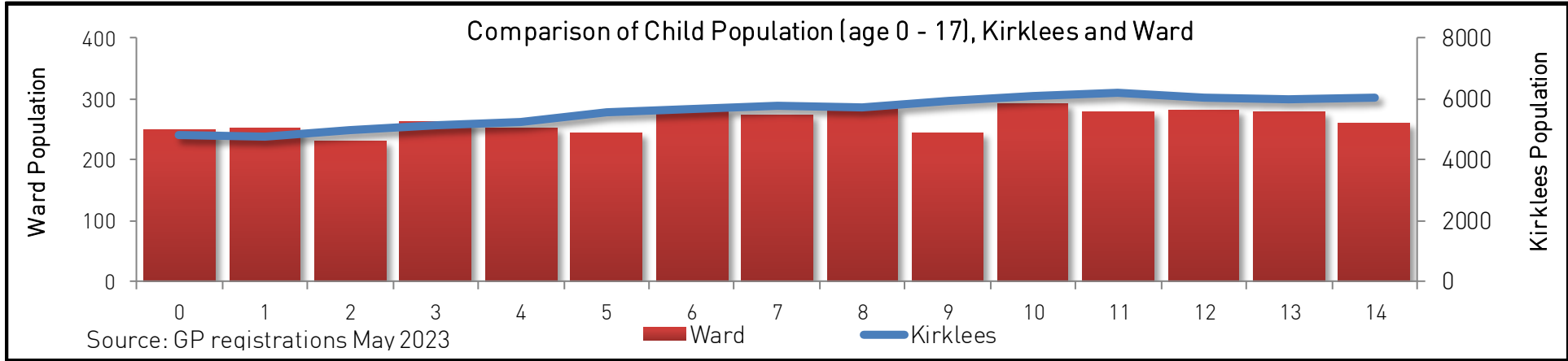
The number of children accessing early learning is subject to seasonal variations, the number of three-and four-year-olds eligible to early learning is lowest in the autumn term due to children moving to the school reception year and peaks in the summer term as the cohort increases. The graph below uses the population from GP registration May 2023 to estimate the number of children eligible to free learning over a period of six terms. The table shows the number and percentage change from the same term in the previous year. The figures are intended as a guide only, it is important to note that the data may have changed since publication in May 2023, and the accuracy of forecasts diminish the longer they are projected into the future.



Number of children in ward by age

Age	0	1	2	3	4	5	6	7	8	9	10	11	12	13	14	15	16	17
No. of children	250	252	232	263	253	245	281	273	284	245	293	280	281	279	260	268	224	261

Resident child population counts from GP registers May 2023 (age as of 31 August 2022)



Children at risk of lower outcomes	Ward		Kirklees
	No.	% of Kirklees total	
Looked After Children (LAC) at home (0-18 years)	16	2.9%	544
Looked After Children (LAC) in placement (0-18 years)	15	3.9%	382
Children with Child Protection Plan (0-18 years)	8	2.1%	382
Children in Need (0-24 years)	70	3.3%	2132
Pupils with a Statement of SEN or EHCP	107	4.6%	2345
Pupils in receipt of Early Years Pupil Premium (EYPP)	34	2.4%	1439
Pupils eligible for Free School Meals (FSM)	387	2.8%	13761
Children in receipt of Disability Access Fund (DAF)	3	3.1%	96

Data sources: Kirklees Council Social Care System, School Census January 2023

Notes: Unmatched postcodes (invalid/outside Kirklees) are not included. LAC Home and LAC placement count placements not children. If a child moves placement on school census day, they are double counted. FSM children have been treated as being between the age ranges 8 to 18, if they achieved those ages by the end of the academic year (31/08/2023)

